

Junior Student Convention

Event Guidelines



2024 Revision

What is student convention?

European Student Convention (ESC) is a fantastic opportunity for students to exercise their skills and talents through practice and friendly competition.

It is an annual event designed specifically for students using the A.C.E. curriculum (PACEs). It is the highlight of the year for many students as it provides the opportunity for them to make lifelong friends, receive solid Biblical teaching in dynamic evening rallies, and sharpen their skills as they prepare for and compete in a wide variety of events.

Why a junior convention?

Junior convention is a wonderful way to introduce younger students to ESC in a relaxed and fun environment that will prepare them more thoroughly for the step up to the senior events.

By running the junior convention alongside the senior event, younger students will also have the opportunity to see the entries from the older students and be prepared for what is expected at the senior level.

What ages can attend junior convention?

Junior convention is for students between the ages of 9 and 12 years old.

How is junior convention different?

Junior convention differs from the senior event in the following ways:

- Students have a more specific range of events to choose from, allowing them to be able to participate without becoming overwhelmed by the choices.
- Students will be given helpful and encouraging comments rather than a full judges' form.

Find out more

To find out more about the current ESC and the options available for junior students, please refer to the ***What You Need to Know*** booklet.

This provides details on location, dates, costs, registration and event options.

Event options

Refer to the ***What You Need to Know*** booklet for the most up to date options available for junior students.

These *Junior Event Guidelines* will focus on the specific requirements and guidelines for each of the events listed below. For guidelines for senior events, please refer to the *Senior Event Guidelines*.

Event limits

Events limits exist to ensure the programme can run smoothly and that students are not overwhelmed by a load that is too heavy.

Please take note of the following limits that apply to each Junior participant.

- Maximum number of events is 10.
- Maximum number of performance events is 5.
**Sports events will not count towards the 5 performance events, but will count towards the total of 10 events allowed.*

The following are 'free events' and do not count towards the limit totals indicated above.

- Either Vocal Ensemble OR Group Bible Speaking (joining a senior group)
- Golden & Christian Awards

Early Entries


Most events are submitted or presented live at ESC, but there are some events that are pre-judged, and these must be submitted ahead of time. These events are called Early Entries. Early Entries must be submitted online by the Early Entry deadline in order to qualify for judging.

Look out for details of which events are Early Entries on the following pages.

ACADEMICS

Draughts

- All contestants are to abide by the dress codes for Day Attire listed in the Sponsors' Handbook.
- The object of play is to capture all of the opponent's pieces or to reduce the opponent to immobility. The loser is the first one who is unable to move in regular turn, either because all his men have been captured or because all his remaining men are blocked. A game may be terminated as a draw when neither player holds an advantage sufficient to force a win.
- A player whose position is apparently inferior may call upon his opponent to win the game or show an increased advantage within forty of his own moves; failing to do such, the game is drawn. The following rules will also be observed:
 1. Black has the first move. The younger player receives black.
 2. A piece that is touched by a player must be moved, if possible; if a playable piece is moved over any angle of its square, the move must be completed in that direction.
 3. There is a time limit of three (3) minutes for each move, except when a player is confronted with a compulsory jump in only one direction; then he must make his move within one (1) minute.
 4. All jumps must be completed. When this rule is violated, the player must retract his illegal move and make the capture instead.
- Draughts is a one-game-only elimination match with a possibility of losers selected for playback. At the discretion of the Chief Judge, contestants may be asked to play 2 of 3 matches for quarter- finals, semifinals, and finals.
- Where there are not sufficient entrants, juniors will join the senior draw for draughts.



Chess

- All contestants are to abide by the dress codes for Day Attire listed in the Sponsors' Handbook.
- Players designated "white" and "black" sit on opposite sides. Each player has 16 pieces, which are placed on the board at the beginning of the game. The following rules will apply:
- Object of Play—The game is won by capturing the adverse king. The capture is never consummated; when the king is attacked and cannot escape, he is said to be "checkmated" and the game ends. Many games end by resignation of a player who sees that he cannot escape eventual defeat.
- Drawn Games—A game may be abandoned as drawn for any of the following reasons: insufficient force, stalemate, perpetual check, agreement by both parties, or the 50-move rule.
- NOTE: The 50-move rule may be called at any time by a player who is at a disadvantage, but the 50-move rule is canceled if any piece is captured or if any pawn is moved.
- Where there are not sufficient entrants, juniors will join the senior draw.
- Other Rules to Remember
 1. White moves first; thereafter the players move alternately. The younger player will have first choice of white or black.
 2. A player may not touch a piece without asking his opponent, unless he plans to play that piece.
 3. After three (3) minutes, time will be called; the player has one (1) minute to finish his play or forfeit the game.
 4. A player should not disturb his opponent or allow those watching to do so. There shall be no talking by players or spectators in the competition area.
 5. The tournament will be conducted according to the rules of the International Chess Federation.
 6. Chess is a one-game-only elimination match with a possibility of losers selected for playback. At the discretion of the Chief Judge, players may be asked to play 2 of 3 matches for quarterfinals, semifinals, and finals.

Science Exhibit

Junior Science Exhibits differ from Senior Exhibits, so please read these guidelines carefully.

- **Types of Entries:**

1. **Collection**—classification and display. Examples: rocks, insects, and leaves. Man-made objects such as coins, stamps, and arrowheads are not allowed. The display should include text and labelling; this could be likened to the signs posted on the wall next to a display in a museum, putting the display into a context, explaining from where the collection came, how it came to be, a description of exactly what it is a collection of, and so on.
2. **Theoretical**—An exhibit displaying research on a scientific principle, concept, technique, discovery, theory, process or a chosen subject in any science-related field (e.g. biology). Content matters and should include text, accompanied by any relevant charts, graphs, diagrams, photographs, or other visual aids.

- Science projects may be done by one or two contestants and must have been started after the completion of the previous Student Convention.
- Junior science projects may be more narrative than would be expected for a senior project and may include more theory than application.
- Junior projects only comprise of a display. No accompanying paper is required. *Note:* The display will be judged on content, not only appearance, so ensure that your display contains valuable information that is pleasing to the eye.

- **Checklist for Science:**

1. Contestant or contestants may enter one exhibit in each category.
2. Each entry must be fully completed and ready for exhibition.
3. A list shall be submitted identifying any work included in the display that is not the work of the contestant (such as a specially machined component or electronic test equipment). Photos which include people must adhere to contestant dress standards.
4. Exhibits must occupy a table or floor area no wider than 48 inches (1.2m).

5. No entry creating a safety hazard will be allowed. Dangerous chemicals; offensive odors; explosives; open flames; or live animals, reptiles, or insects must not be exhibited. Exhibits may not use running water or electricity.
6. Contestant/s will set up their exhibit and then leave the area.
7. A.C.E./CEE is not responsible for loss of or damage to any exhibit.

- **Judging Criteria:**

1. Originality—Creative approach is given to the project.
2. Scientific thought/research—Content is accurate. Consideration is given to probable amount of effort and study that went into the project.
3. Workmanship—Quality is shown in the construction of the exhibit including the neatness of labels and descriptions.
4. Thoroughness—The project is presented completely and carefully.
5. Clarity—The average person can understand the exhibit clearly.
6. Degree of difficulty—Consideration is given to the level of difficulty involved and time spent to prove the project.

- **Consider:**

1. Does your project have a clear purpose that is obvious to the viewer?
2. Does the content you have included support this purpose? Have you cited sources?
3. Have you given a Scriptural application or reference for your project?
4. Have you done your very best, using all resources available, to make your display eye-catching and interesting?
5. Does your project provide useful information, or is it only amusing?

- **Submit at ESC:**

- a. 3 copies of Judges' Comments Form.
- b. Entries must have a label securely attached to the project with the entry, student's name, and school/family name (neatly printed or typed).

Social Studies Exhibit

Junior Social Studies Exhibits differ from Senior Exhibits, so please read these guidelines carefully.

- **Types of Entries:**

1. **Collection**—classification and display. Examples: traditional/historical artifacts (arrowheads, spear heads, tools, etc.), coins, stamps, battlefield artifacts (bullets, buttons, canteens, etc.), and flags. The display should include text and labelling; this could be likened to the signs posted on the wall next to a display in a museum, putting the display into a context, explaining from where the collection came, how it came to be, a description of exactly what it is a collection of, and so on.
2. **Research**—a research display. Topics may be from local, regional, national, or world history or geography. Research projects from the disciplines of sociology, psychology, political science, economics, and anthropology are not acceptable. Do the necessary research and prepare a display to exhibit your work. (e.g., My Family Tree, The Seven Years War).

- Social Studies projects may be done by one or two contestants and must have been started after the completion of the previous Student Convention.
- Junior projects may be more narrative than would be expected for a senior project and may include more theory than application.
- Junior projects only comprise of a display. No accompanying paper is required. *Note:* The display will be judged on content, not only appearance, so ensure that your display contains valuable information that is pleasing to the eye.

- **Checklist for Social Studies:**

1. Contestant or contestants may enter one exhibit in each category.
2. Each entry must be fully completed and ready for exhibition.
3. A list shall be submitted identifying any work included in the display that is not the work of the contestant. Photos which include people must adhere to contestant dress standards.
4. Exhibits must occupy a table or floor area no wider than 48 inches (1.2m).

5. No entry creating a safety hazard will be allowed. Dangerous chemicals; offensive odors; explosives; open flames; or live animals, reptiles, or insects must not be exhibited. Exhibits may not use running water or electricity.
6. Contestant or contestants will set up their exhibit and then leave the area.
7. A.C.E./CEE is not responsible for loss of or damage to any exhibit.

- **Judging Criteria:**

1. Originality—Creative approach is given to the project.
2. Thought/research—Content is accurate. Consideration is given to probable amount of effort and study that went into the project.
3. Workmanship—Quality is shown in the construction of the exhibit including the neatness of labels and descriptions.
4. Thoroughness—The project is presented completely and carefully.
5. Clarity—The average person can understand the exhibit clearly.
6. Degree of difficulty—Consideration is given to the level of difficulty involved and time spent to prove the project.

- **Consider:**

1. Does your project have a clear purpose that is obvious to the viewer?
2. Does the content you have included support this purpose? Have you cited sources?
3. Have you given a Scriptural application or reference for your project?
4. Have you done your very best, using all resources available, to make your display eye-catching and interesting?
5. Does your project provide useful information, or is it only amusing?

- **Submit at ESC:**

- a. 3 copies of Judges' Comments Form.
- b. Entries must have a label securely attached to the project with the entry, student's name, and school/family name (neatly printed or typed).

Essay Writing - *Early Entry*

- The student chooses a topic and writes a paper. The theme may be evangelistic, inspirational, Biblical, Christian growth, patriotic, or historical.
- A good essay will use facts, arguments, examples, and illustrations that allow the reader to be persuaded of the truth being read.
- Plagiarism of any kind will automatically disqualify the entry.
- Length: 200 – 700 words
- Format: Typed double-spaced on plain white paper; one full inch margin on all sides. On a computer use 10- to 12-point type. No heavy, bold, or fancy fonts. (Recommended fonts: Helvetica, Calibri, Verdana, or Arial.)
- Submit online:
 - a. Comments Form incl. Creative Composition Affidavit (CF28).
 - b. Outline and Essay as one document (To be uploaded with the form as a PDF.)

Poetry Writing - *Early Entry*

- The contestant writes an original poetry composition with a Christian, patriotic, Biblical, evangelistic, persuasive, or historical theme.
- The poem may be narrative or discursive with an assumed or personal point of view. All poems are lyrical, though usually not written to be sung. You may, however, specifically choose to craft your poem as lyrics to be set to music.
- Plagiarism of any kind will automatically disqualify the entry.
- Length: 8 – 30 lines
- Format: Typed double-spaced on plain white paper; one full inch margin on all sides. On a computer use 10- to 12-point type. No heavy, bold, or fancy fonts. (Recommended fonts: Helvetica, Calibri, Verdana, or Arial.)
- Submit online:
 - a. Comments Form incl. Creative Composition Affidavit (CF28).
 - b. Poem (To be uploaded with the form as a PDF.)

Short Story Writing - *Early Entry*

- The student writes and submits a fiction composition. The story may be based on real experience; it may be purely imaginary; or it may be a fictionalized report of an historical happening.
- The story must have an evangelistic, Biblical, Christian growth, patriotic, or historical theme.
- Plagiarism of any kind will automatically disqualify the entry.
- Length: 200 – 1,000 words
- Format: Typed double-spaced on plain white paper; one full inch margin on all sides. On a computer use 10- to 12-point type. No heavy, bold, or fancy fonts. (Recommended fonts: Helvetica, Calibri, Verdana, or Arial.)
- Submit online:
 - a. Comments Form incl. Creative Composition Affidavit (CF28).
 - b. Short Story (To be uploaded with the form as a PDF.)

See the senior guidelines for tips from the judges for these events.

Early Entries must be submitted by 12th May.



PowerPoint Presentation (Linear) - *Early Entry*

- The PowerPoint competition entry is to be a user-directed, stand-alone presentation using no live Internet links. The student is free to use any element that PowerPoint will support, as long as the presentation does not violate the A.C.E. standards of dress, appearance, and conduct as presented in the *General* section of the *ESC Senior Guidelines*.
- The entry is a linear presentation, meaning there is a set sequence to the presentation, starting at the beginning and continuing to the conclusion. No navigation is required. (i.e. Slides progress automatically from the first slide to the last slide.) **Important! Include slide transitions and animations.**
- The presentation must have been developed since the last Student Convention.
- No more than two students may participate in the design and development of the presentation.
- While there are several presentation products on the market, Microsoft PowerPoint is required for Student Convention competition.
- The presentation will be uploaded to the submission portal.
- Designers must give proper credit for any copyrighted material.
- Any Scripture referenced must be from the King James Version. All subject matter (photos) must meet the A.C.E. dress and appearance guidelines.
- Judges will be looking at content as well as the attractiveness of the design and effectiveness of the elements used.
- Size is not part of the judging criteria! More is not necessarily better. Balance good content and a visually attractive presentation.
- Submit online:
 - a. Comments Form incl. Creative Composition Affidavit (CF28).
 - b. PowerPoint (To be uploaded with the form as a ppt or pptx.)

See the senior guidelines for judging criteria and tips from the judges for PowerPoint Presentations.

Scripture Memory Awards

- Students can earn awards for memorising whole books of the Bible (see options below).
- The student must quote the book(s) from memory within one year (started after the completion of one European Student Convention and completed before the start of the next convention).
- All recitations must be in the Kings James Version (not New King James).
Exception: The Golden Lamp award may be in the New King James Version.
- Each book is recited to the supervisor chapter by chapter.
- Chapters may not be divided into smaller parts, with the following exceptions:
 - a. Psalm 119 may be divided into five parts.
 - b. Golden Lamp allows division of chapters over 40 verses (see Senior Guidelines)
- No more than three errors or prompts may be allowed per chapter.
- Submit online or bring to ESC:
 - a. Affidavit (CF30)



Categories

- Golden Apple: Proverbs
- Golden Harp: Psalms
- Golden Lamb: John
- Christian Soldier: Romans, Galatians, Ephesians, and Philippians
- Christian Worker: Colossians; I and II Thessalonians; I and II Timothy; Titus; Philemon; Hebrews; James; I and II Peter; I, II, and III John
- Golden Lamp: Book of choice with the exception of Psalms, Proverbs & the Gospel of John


See the senior guidelines for details on each of the options above.

ART (2D and 3D)

2D Art Guidelines - *Early Entry*

- Contestants may enter artwork using any of the following mediums:
 - * Watercolour
 - * Acrylics
 - * Pencil (Sketching)
 - * Coloured Pencils
- No mixed-media entries allowed.
- All entries should be A4 size or smaller.
- Entries must be the sole work of the student.
- Students are encouraged to draw from their own ideas for subject matter and composition, rather than copying other artwork.
- No use of projection/tracing or paint by numbers is allowed. All artwork must be freehand.
- Entries must meet ALL A.C.E. standards as far as dress codes and suitable subject matter are concerned. NB! All subjects of artwork should be dressed according to the A.C.E. Student Convention dress standards.
- All entries must be done in realistic style—no abstract or cartoon styles. No collages, pop art, or graphic design.
- No artwork should attempt to portray the face of Christ.
- Only one piece of artwork may be entered per medium.
- Entries will be submitted online first, but originals must be brought to ESC for final judging.
- Submit online:
 - a. Comments Form
 - b. Photo/scan of entry (see details on next page)

**2D Art must be submitted online by 12th May for pre-judging.
Originals MUST be brought to ESC for final judging.**



- Submit at ESC:
 - a. Original artwork framed and ready for hanging
 - b. Artwork must be clearly marked on the back with the category, student's name, and school/family name.

Guidelines for submitting your art online

Photograph or Scan your Artwork:

Photograph

When you have created your art piece, please take a high-quality photograph of it. We will be judging your work from this photograph. Make sure the photograph is clear and high resolution, so that we can zoom in for the details!

Scan

Another option is to take a high-quality scan of your artwork. Please make sure that the scanner used is appropriate for taking scans of art. If the scanner does not have the appropriate settings, it will alter the colour and not pick up the quality of your work (sometimes scans don't pick up light colours like sky blue and pink). Keep this in mind if you want to scan your work.

Scanning would probably work best for monochromatic artwork categories such as Pen and Ink. However, you still need to check the scan against the original work to make sure there is no loss of quality.

Note: Please try and capture the integrity of the artwork by photograph or scanning; you will lose marks for heavy post-editing of the photo or scan.

Framing

Please also include a photograph of your artwork in a proper frame. Take a photo of the back of the frame as well as the front.

Note: You do not have to frame artwork created on a box canvas. However, we will be looking for evidence of appropriate hanging devices on canvasses.

See the senior guidelines for judging criteria and tips from the judges.

3D Art Guidelines

- Contestants may enter 3D artwork in any of the following categories:
 - * Clay Sculpture
 - * Woodworking


Clay Sculpture

- Contestants should submit one entry only.
- Entries in this category must be completely hand built and can be made of CLAY or POLYMER CLAY.
- The use of slip molds or greenware available from ceramic or craft houses is not allowed. Slip molds may be used if the mold is made by the student, in which case, the mold must be submitted as part of the project.
- NOTE: Some clay sculptures may require kiln-firing to protect the entry.)
- The entry may not exceed two feet (610cm) in any direction (length, width, or height).
- Adding a scrapbook of pictures/diagrams showing the progress of your project as it develops shows extra effort and will help your result in this event.
- Judges will be looking at the concept, the design and the technique.
- Submit at ESC:
 - a. Entry, with card attached stating category, student name and school/family name.
 - b. Junior Comment Form with name and school filled in x 3
 - c. Progress Scrapbook or Notebook (optional)

See the senior guidelines for judging criteria and tips from the judges for Clay sculpture and woodworking.

Woodworking


- Contestants should submit one entry only.
- Projects may be constructed, turned or carved.
- Projects must be made of wood. Any appropriate screws, hinges, fasteners, locks, slides, glass, etc., that are required to bring the project to a functional completion are acceptable.
- Any added mechanical parts (hinges, locks, slides, glass, etc.) will not be judged, but the fitting of them to the project will be judged.
- ALL work must be the sole work of the student, and projects must have been started after the completion of the previous Student Convention.
- All entries must be accompanied by a pattern and a typed project report (double-spaced) listing the steps of construction and tools used. Any variation from the pattern must be explained in the report.
- Any project wired for electricity must meet UK safety standards.
- Projects may not exceed three feet (+/-1m) in any direction (length, height, or width).
- All projects must comply with Biblical standards of modesty and behavior. No weapons of any kind are acceptable. No work should attempt to portray the face of Christ.
- Craft items such as miniature toys or models or pre-cut kits are not acceptable.
- Adding a scrapbook of pictures/diagrams showing the progress of your project as it develops shows extra effort and will help your result in this event.
- Submit at ESC:
 - a. Entry, with card attached stating category, student name and school/family name.
 - b. Junior Comment Form with name and school filled in x 3
 - c. Pattern and report
 - d. Progress Scrapbook or Notebook (optional)



NEEDLE & THREAD

Dressmaking/Sewing (Female only)

- Contestants must create an outfit for themselves to wear. Choose from one of the following categories:
 - * **Coordinates - a two-piece outfit.** Select from these combinations: skirt and blouse; jumper and blouse; two-piece dress
 - * **Dresses - one piece only.** May include: church dress, tea dress, casual dress, tailored dress
- Entries must be the sole work of the student. Contestants must not receive help on their projects other than instructions
- Projects must be completely finished to be eligible.
- The contestant is encouraged to be creative and vary from the pattern. If this is done, the differences should be explained on the Needle/Thread Report (CF49). Points are given for originality.
- Entries MUST conform to A.C.E. Student Convention dress standards. Pay attention to skirt length, necklines and materials. Slits in dresses must be no higher than the bottom of the knee. Thin or “see-through” fabrics must be fully lined with opaque material; lace material is see-through.
- All entries must have been started after the termination of the previous student convention.
- Pay attention to neatness and finishing. (Juniors will not be limited to the type of stitches they may use but should work to produce a neat, well-finished item.)
- Submit at ESC:
 - a. Completed garment/s on a hanger with card attached stating category, student name and school/family name.
 - b. Photo of the student wearing the completed outfit
 - c. Junior Comment Form with name and school filled in x 3
 - d. Needle & Thread Report (CF49) x 1
 - e. Pattern in a plastic bag–Attach bag to hanger of garments.



Crochet

- Contestants should submit one crocheted entry.
Examples include: shawls, tablecloths, sweaters, baby garment sets (sweater, cap, mittens or booties).
- Entries should be accompanied by a pattern.
- Entries must be the sole work of the student and must be complete.
- Entries must meet ALL A.C.E. standards as far as dress codes and suitable subject matter are concerned.
- Submit at ESC:
 - a. Crochet entry, labeled with card attached stating category, student name and school/family name.
 - b. Pattern
 - c. Comment Form with name and school filled in x 3


Knitting

- Contestants should submit one knitted entry.
Examples include: baby afghans, shawls, tablecloths, bedspreads, dresses, sweaters, baby garment sets (sweater, cap, mittens or booties).
- Entries should be accompanied by a pattern.
- Entries must be the sole work of the student and must be complete.
- Machine knitting is not allowed.
- Entries must meet ALL A.C.E. standards as far as dress codes and suitable subject matter are concerned.
- Submit at ESC:
 - a. Knitting entry, labeled with card attached stating category, student name and school/family name.
 - b. The pattern followed
 - c. Comment Form with name and school filled in x 3

Counted Cross-Stitch

- Contestants should submit one cross-stitched item.
Examples include: tablecloths, place mats, pictures, samplers
- The back of all work must be accessible for judging. Pictures must be framed without glass.
- Entries should be accompanied by a pattern. No stamped (i.e. preprinted pattern) cross-stitch will be accepted.
- Entries must be the sole work of the student and must be complete.
- Entries must meet ALL A.C.E. standards as far as dress codes and suitable subject matter are concerned.
- Submit at ESC:
 - a. Entry, with card attached stating category, student name and school/family name.
 - b. Junior Comment Form with name and school filled in x 3
 - c. Needle & Thread Report (CF49) x 1
 - d. Pattern

PHOTOGRAPHY



Photography - *Early Entry*

- Contestants may enter any of the following categories:
 - * **Colour Scenic:** A picturesque outdoor setting in colour
 - * **Mono Scenic:** A picturesque outdoor setting in black and white, sepia or grayscale
 - * **Colour Plants & Animals:** A photo of living animals, birds, insects, flowers or plants in their natural/unnatural habitat in colour
 - * **Mono Plants & Animals:** A photo of living animals, birds, insects, flowers or plants in their natural/unnatural habitat in black and white, sepia or grayscale

- Only one entry is allowed per category.
- Photos may be taken with a standalone camera or a phone or other mobile device.
- Entries must be the sole work of the student.
- Entries should be approximately 8" x 10" (20 x 25cm) mounted with a mat (board approximately 11" x 14" (27.5 x 35 cm) - no frames. (See *Senior Guidelines*.)
- Entries will first be submitted as digital files (no mounting needed) for initial judging. Final judging will take place at ESC, so original entries must arrive for judging in satisfactory exhibition condition. CEE is not responsible for entries lost or damaged.
- Subjects in entries MUST conform to A.C.E. Student Convention dress standards.
- Students may use any camera for all entries. Computer software (such as Adobe® Photoshop®, Adobe® Illustrator®, CorelDRAW®) may be used for red eye, cropping, rotating, color balance and tonal adjustment (lightness, darkness, and contrast—not enhancement), and printing only.
- Submit online:
 - a. Comments Form
 - b. Photo entry (To be uploaded with the form.)
- Submit at ESC:
 - a. Original photo mounted on a mat
 - b. Photos must be clearly marked on the back with the category, student's name, and school/family name.

Photography must be submitted online by 12th May.
Originals MUST be brought along to ESC.

MUSIC

The following events are available for juniors:

- Vocal Solo
- Vocal Group (2-5 singers)
- Instrumental Solo
- Instrumental Group (2- 4)


Vocal Guidelines

- Students can enter one entry per category.
- Time limit: 3 - 4 mins
- Song selections are to be Christian rather than secular. See the ESC Music Guidelines for more details on what is acceptable.
- Contestants may sing a cappella; be accompanied by an adult or student (of convention age) playing a piano; or use an accompaniment recording (piano only).
- All entries must be memorised.
- For group entries, the melody and at least one harmony should be sung.
- There should be a preselected spokesperson for each group who will introduce the group, the school/family represented, and the title of the song to be performed. Individuals should introduce themselves. (This is not counted against performance time.)
- Submit at ESC:
 - a. Comment Form with name and school filled in x 3
 - b. Sheet music including lyrics and showing arrangement as performed x 3

Instrumental Guidelines

- Students can enter one entry per category.
- Contestants should present an instrumental piece played on the instrument/s of their choice (piano, string, brass, woodwind or miscellaneous).
- Time limit: 3 - 4 mins
- Song selections are to be Christian rather than secular. Classical instrumental music is allowed as long as it is non-offensive to Christian values. See the *Senior Event Guidelines* for more details on what is acceptable.
- All entries must be memorised.
- One piano will be provided. All other instruments are to be provided by the student. No electrical instruments or amplification may be used.
- Submit at ESC:
 - a. Comment Form with name and school filled in x 3
 - b. Sheet music showing arrangement as performed x 3

Read the **Senior Convention
Event Guidelines for Music** for
additional tips when preparing
your music entries.



PLATFORM

The following events are available for juniors:

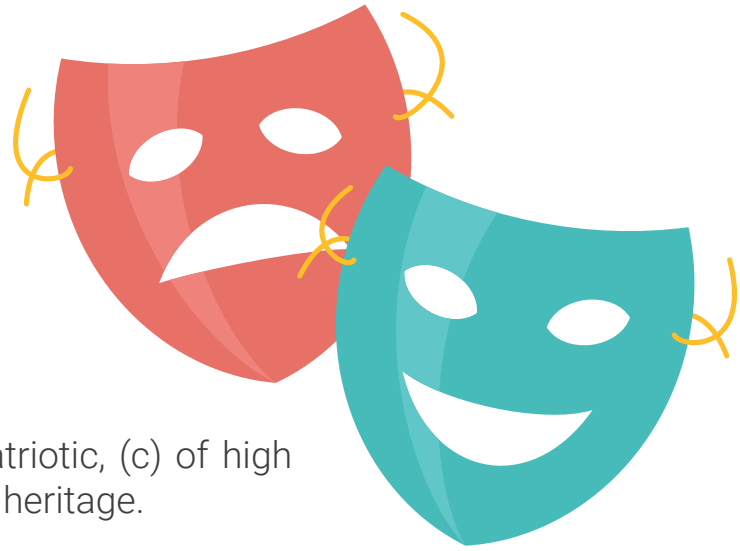
- Expressive Reading
- Poetry Recitation
- Group Drama (Group Bible Speaking or Drama Skit)
- Dramatic Dialogue
- Puppets
- Preaching (Male only)

Expressive Reading Guidelines

- An expressive reading is a memorised interpretation by a contestant of a reading which consists of a dialogue between two or more people or a reading in the first person. The reading must have a moral and/or Scriptural value, or must highlight Christian heritage or patriotism. (Poetry or stories with a plot, climax, and ending cannot be included.)
- Time limit: 3 - 5 mins
- The script may be self-written, an excerpt from the Bible, or an excerpt from a book.
- Create an atmosphere by using tone of voice, inflections, pauses, gestures, and movement (utilize space available).
- All entries must be memorised.
- No costumes, props, sets, or singing allowed.
- Submit at ESC:
 - a. Comment Form with name and school filled in x 3
 - b. Script x 3

Poetry Recitation Guidelines

- The contestant chooses a poem to recite by memory, using all the skills of a good dramatic presentation.
- Poem length: 20 lines or more (not longer than 5 minutes)
- The poem may be: (a) Biblical, (b) patriotic, (c) of high moral content, (d) about our Christian heritage.
- All entries must be memorised.
- No costumes, props, or singing allowed.
- Hint: Contestants should avoid choppy presentations. Deliver complete thoughts, not necessarily "line."
- Submit at ESC:
 - a. Comment Form with name and school filled in x 3
 - b. Poem x 3



Read the Senior Convention Event
Guidelines for Platform
for additional tips when preparing
your platform entries.



Drama Group Guidelines

- Contestants may present a Drama Skit or a Group Bible Speaking.
- Entries must meet ALL A.C.E. standards as far as dress codes and suitable subject matter are concerned.
- Submit at ESC:
 - a. Comment Form with name and school filled in x 3
 - b. Script/Scripture x 3

For the drama skit:

- The play must consist of only one scene.
- Time limit: 3 - 5 minutes
- Groups may consist of 2 - 5 students. Parents/ staff may not participate in any way.
- The play should depict or illustrate: (a) soulwinning, (b) Scriptural truths, (c) our Christian heritage, (d) defense of the Christian faith.
- The play may NOT be: (a) musical, (b) Reader's Theater, (c) choral speaking.
- Players may be used to portray more than one character.
- Only hand props may be used (i.e. no backdrops or large props). Costumes are optional; if used, they must meet A.C.E. dress codes.
- NO firearms may be used. Discharge of blanks, caps, or any explosive is NOT permitted in play production.
 - No recorded speaking or singing will be permitted in play production.
 - Recorded sound effects WILL be accepted (background music, storms, animals, guns, etc.), but the technician must be one of the 5 students participating.
 - Scripts are to be memorised.

For Group Bible Speaking:

- Group Bible speaking is an interpretation of a Scripture passage by a spoken choral group
- Length: 16 - 24 verses of your choice
- Time limit: 3 - 5 minutes
- Groups must have at least 3 students. There is no maximum group size.
- The group will create an atmosphere by using tone of voice, inflections, pause, gesture and movement (utilizing the space available).
- No costumes, props, or singing allowed.
- The passage must be memorized.
- The majority of the passage is spoken chorally, but lines may be spoken by a section of the group or by solo voices.
- Sound effects created on stage by the contestants may be added.

You may want to consider the theme when selecting the content of your entries. You will not gain additional points for this, but it may help you focus and narrow down the choices.

Dramatic Dialogue Guidelines

- Two contestants present an original dialogue or an adaptation of a written dialogue between two individuals. Script may be fact or fiction. The primary emphasis of this event is on the verbal interchange between two characters. The dialogue must leave a clear, positive message in the minds of the audience. This event should employ all the skills of a good dramatic presentation.
- Time limit: 3 - 5 mins
- Only two characters can be portrayed. Females portray females; males portray males.
- Conversation must focus on: (a) soulwinning, (b) Scriptural truths, (c) Christian heritage, (d) defense of Christian faith. (Examples: an individual witnessing to another, a discussion between a parent and child, two friends discussing current affairs.)
- Costumes and one prop per character are permissible.
- No recorded speaking, singing, or sound effects are permitted.
- Submit at ESC:
 - a. Comment Form with name and school filled in x 3
 - b. Script x 3



Puppets

- A puppet team consists of two puppeteers.
- Time limit: 5 - 8 mins
- Contestants must provide their own stage and background. (All puppet plays must have a background to screen the puppeteers from the audience.)
- Homemade and/or professionally made puppets may be used.
- Recorded background music or sound effects may be used, but contestants must perform LIVE all verbal communication.
- Scripts must be tastefully presented, avoiding slang insinuation of questionable language. Also avoid references to television or worldly practices.
- Scripts must be memorized.
- Setup time is five (5) minutes. Please consult with Chief Judge as to whether additional setup time is available.
- Submit at ESC:
 - a. Comment Form with name and school filled in x 3
 - b. Script x 3

Preaching (Male only)

- Time limit: Maximum of 8 mins
- The sermon may be evangelistic or follow one of the suggested topics for oratory and essay (see *Senior Guidelines* for these lists).
- Each sermon will be judged on Biblical content, outline, and effective delivery.
- Contestant may use outline cards.
- Submit at ESC:
 - a. Comment Form with name and school filled in x 3
 - b. Sermon Outline x 3

SPORT

The following events are available for juniors:

- 100m sprint (male and female)
- 800m run (male and female)
- Table Tennis Singles
- Mixed 5-a-side Junior Football

100m and 800m

- Categories include: 100m and 800m
- Males and females compete separately
- Students will compete in the 9 - 12 age group.
- Winners will be determined based on the fastest times in the heats. Finals will only be run if time allows.
- Appropriate athletic clothing must be worn. (See the ESC Dress Code for details.)
- Contestants must compete with shoes on both feet.
- The track may be grass.
- It is the responsibility of the contestants to be present when their event is run. Students will be disqualified if events are missed.



Table Tennis

- Appropriate athletic clothing must be worn. (See the ESC Dress Code for details.)
- **The Racket (Bat):**

The racket may be any commercially produced paddle with rubber sheets. The rubber sheets must completely cover the side or sides being used to strike the ball. There can be no holes or damaged portions on the rubber sheets. (Sandpaper, cloth, or bare wooden surfaces are not allowed.)

- **The Choice of Ends and Service:**

Players will either play for service, or the choice of ends and the right to be server or receiver in the first game of every match shall go to the younger player, provided that, if he/she chooses the right to be server or receiver, the other player shall have the choice of ends, and vice versa. Following the first game, the players then switch sides, and the first server of the first game becomes the first receiver of the second game. If a third game is required, the procedure will be the same as the first game.

- **Warm-Up:**

Because of a limited time schedule, warm-up may be no longer than two (2) minutes on the game table.

- **Game and Match:**

The judge will explain the game structure before play.

Usually, a match in the qualifying rounds shall be a single game of 11 points, or at the discretion of the Chief Adjudicator. In the semi-final it will be the best of three games to 11 points, and in the final and third place play-off the best of three games to 21 points. The winning margin should be 2 points or more, and the game will continue until this is achieved.

- **Competition Structure:**

Depending on the number of entrants, the draw will either be a straight knock-out or a round robin. Male and female contestants may compete separately or together.

Where there are not sufficient entrants, juniors will join the senior draw.

The chief judge will explain the draw before play begins.

- **Rules:**

Continuous Play

During the course of a match, coaching is not permitted during a game but can be done between games, if it does not delay the next game.

Because of the time limitations, play should be continuous. In the final match, play should likewise be continuous throughout, except that either opposing player is entitled to claim a repose period of not more than five minutes duration between the second and third games of a three-game finals match.

Any other circumstances requiring a delay in play, be it injury, equipment problems, or other, shall be considered and ruled on by the Chief Judge.

Service

The judge will call score before each serve. A serve made prior to score called will be a let and will be played over again. A net serve will also be called a let. Contact with the ball must be above the table level and behind the end line (not sides) on a serve.

The judge must be able to see the ball at all times. The server must hold ball in OPEN PALM and toss ball up during the serve. If a player fails to strike the ball after it has been tossed up for service, the receiver gets the point.

General

The player shall lose a point IF his free hand or body disrupts playing surface. Instruct the players to check with the head judge before leaving the room after each match.

The general rules as set out by the English Table Tennis Association will apply.

**I can do all things through Christ
who strengthens me.**

(Philippians 4:13)

JUNIOR 5-A-SIDE FOOTBALL

An additional event that all junior students may participate in.

Football Guidelines

- Junior students may form teams of 5 - 8 players made of up both male and female players.
- Teams will compete in the Junior category. (For health and safety reasons, junior students may not compete against senior students.)
- Appropriate athletic clothing must be worn. (See the ESC Dress Code for details.)
- Contestants must compete with shoes with non-marking soles on both feet.
- It is the responsibility of the contestants to be present when their event is run. Students will be disqualified if events are missed.
- Please refer to the Senior ESC Guidelines for the Football Rules that apply to game play at ESC.



**A good attitude
makes a game fun!**

JOIN SENIOR EVENTS

Students may participate in the following Senior Events:

- Bible Bowl
- Group Bible Speaking
- Vocal Ensemble

Guidelines

- Students will compete against Senior students in these events.
- Teams can be made up of all junior students or a combination of junior and senior students from the same school/TEACH.
- It is the responsibility of the contestants to be present when their event is run. Students will be disqualified if events are missed.

GENERAL GUIDANCE



All entries to be presented in the English language. We apologise that we are not able to grant any exceptions.



All Bible quotes must be from the King James Version or New King James Version.



TAKE NOTE

Other Documents

These guidelines should be read in conjunction with:

- *What You Need to Know* Booklet
- Senior Event Guidelines (for some events)

Website

Visit the ESC website for details to stay up to date with developments:
www.christian.education/esc

Contact the Office

Should you have any queries or need any assistance, don't hesitate to contact the ESC Office on events@christian.education.

Maranatha House
Unit 5, Northford Close
Shrivenham, Oxfordshire
SN6 8HL, United Kingdom

Tel: +44 (0) 1793 783 783
events@christian.education
www.christian.education/esc
shop.christian.education



@christianeducationeu