

# Junior Student Convention

## Event Guidelines



2022 Revision

# What is student convention?

European Student Convention (ESC) is a fantastic opportunity for students to exercise their skills and talents through practice and friendly competition.

It is an annual event designed specifically for students using the A.C.E. curriculum (PACES). It is the highlight of the year for many students as it provides the opportunity for them to make lifelong friends, receive solid Biblical teaching in dynamic evening rallies, and sharpen their skills as they prepare for and compete in a wide variety of events.

# Why a junior convention?

Junior convention is a wonderful way to introduce younger students to ESC in a relaxed and fun environment that will prepare them more thoroughly for the step up to the senior events.

By running the junior convention alongside the senior event, younger students will also have the opportunity to see the entries from the older students and be prepared for what is expected at the senior level.

# What ages can attend junior convention?

Junior convention is for students between the ages of 9 and 12 years old.

# How is junior convention different?

Junior convention differs from the senior event in the following ways:

- Students have a more specific range of events to choose from, allowing them to be able to participate without becoming overwhelmed by the choices.
- Students will be given helpful and encouraging comments rather than a full judges’ form.

# Find out more

To find out more about the current ESC and the options available for junior students, please refer to the **What You Need to Know** booklet.

This provides details on location, dates, costs, registration and event options.

# Event options

While you should refer to the **What You Need to Know** booklet for the most up to date options available for junior students, below is a summary of the choices available to junior students.

These *Junior Event Guidelines* will focus on the specific requirements and guidelines for each of the events listed below. For guidelines for senior events, please refer to the *Senior Event Guidelines*.

Choose a maximum of one event from each category:

Category	Event Options	Group Size
Academics (choose one) <sup>N</sup>	Essay Writing <b>OR</b> Short Story Writing	Individual
Art & Design (choose one) <sup>N</sup>	Photography (Colour photo Scenic/Plants & Animals) <b>OR</b> 2D Art (Sketching or Acrylics) <b>OR</b> Crochet	Individual
Music (choose one) <sup>P</sup>	Vocal Solo <b>OR</b> Instrumental Solo <b>OR</b> Junior Vocal Group	Individual Group of 2-5
Platform (choose one) <sup>P</sup>	Expressive Reading <b>OR</b> Poetry Recitation <b>OR</b> Junior Drama Group	Individual Group of 2-5
Sport (choose one) <sup>P</sup>	100m sprint <b>OR</b> 800m run	Individual

Student may also participate in the following Senior Events:

- Golden Lamp
- Chess **OR** Draughts
- Group Bible Speaking
- Vocal Ensemble

Junior students may not join senior sporting events for health & safety reasons. Some fun sports competitions that don’t require registration will be run for juniors at ESC.

# ACADEMICS

Choose one of the following events:

- Essay Writing
- Short Story Writing

## Essay Writing Guidelines

- The student chooses a topic and writes a paper. The theme may be evangelistic, inspirational, Biblical, Christian growth, patriotic, or historical.
- A good essay will use facts, arguments, examples, and illustrations that allow the reader to be persuaded of the truth being read.
- Plagiarism of any kind will automatically disqualify the entry.
- Length: 200 – 700 words
- Format: Typed double-spaced on plain white paper; one full inch margin on all sides. On a computer use 10- to 12-point type. No heavy, bold, or fancy fonts. (Recommended fonts: Helvetica, Calibri, Verdana, or Arial.)
- Submit online:
  - a. Comments Form (J01) incl. Creative Composition Affidavit (CF28).
  - b. Outline and Essay as one document  
(To be uploaded with the form as a PDF.)

**These events must be submitted by 13 May.**

## Short Story Writing Guidelines

- The student writes and submits a fiction composition. The story may be based on real experience; it may be purely imaginary; or it may be a fictionalized report of an historical happening.
- The story must have an evangelistic, Biblical, Christian growth, patriotic, or historical theme.
- Plagiarism of any kind will automatically disqualify the entry.
- Length: 200 – 1,000 words
- Format: Typed double-spaced on plain white paper; one full inch margin on all sides. On a computer use 10- to 12-point type. No heavy, bold, or fancy fonts. (Recommended fonts: Helvetica, Calibri, Verdana, or Arial.)
- Submit online:
  - a. Comments Form (J02) incl. Creative Composition Affidavit (CF28).
  - b. Short Story (To be uploaded with the form as a PDF.)



# ART & DESIGN

## Choose one from the following events:

- Photography (Colour photo: scenic or plants & animals)
- 2D Art (Sketching or acrylics)
- Needle & Thread (Crochet)

**Photography & 2D Art must be submitted online by 13 May.**  
**Originals of ALL events should be brought along to ESC.**


## Photography Guidelines

- Contestants must submit a colour photograph of any of the following:
  - \* A picturesque outdoor setting
  - \* A photo of living animals, birds, insects, flowers or plants in their natural or unnatural habitat
- Entries must be the sole work of the student.
- Entries should be approximately 8" x 10" (20 x 25cm) mounted with a mat (board) approximately 11" x 14" (27.5 x 35 cm) - no frames.
- Entries will first be submitted as digital files (no mounting needed) for initial judging. Final judging will take place at ESC, so original entries must arrive for judging in satisfactory exhibition condition. CEE is not responsible for entries lost or damaged.
- Subjects in entries MUST conform to A.C.E. Student Convention dress standards.
- Only one photo may be entered.

- Students may use any camera for all entries. Computer software (such as Adobe ® Photoshop ®, Adobe® Illustrator®, CorelDRAW ®) may be used for red eye, cropping, rotating, color balance and tonal adjustment (lightness, darkness, and contrast—not enhancement), and printing only.
- Submit online:
  - a. Comments Form (J03)
  - b. Photo entry (To be uploaded with the form.)
- Submit at ESC:
  - a. Original photo mounted on a mat
  - b. Photos must be clearly marked on the back with the student's name, school/family name, and account number.


## Crochet Guidelines

- Contestants should submit one crocheted item. Examples include: shawls, tablecloths, sweaters, baby garment sets (sweater, cap, mittens, or booties).
- Entries should be accompanied by a pattern.
- Entries must be the sole work of the student and must be complete.
- Entries must meet ALL A.C.E. standards as far as dress codes and suitable subject matter are concerned. NB! All items should meet the A.C.E. Student Convention dress standards.
- Submit at ESC:
  - a. Crochet entry, labeled with a card/sticker containing the student's name, school/family name and account number
  - b. The pattern followed
  - c. Comment Form with name and school filled in x 3



## 2D Art Guidelines

- Contestants should submit a piece of artwork using any of the following mediums:
  - \* Pencil (Sketching)
  - \* Acrylic Paints
- All entries should be A4 size or smaller.
- Entries must be the sole work of the student.
- Students are encouraged to draw from their own ideas for subject matter and composition, rather than copying other artwork.
- No mixed-media entries allowed.
- Entries must meet ALL A.C.E. standards as far as dress codes and suitable subject matter are concerned. NB! All subjects of artwork should be dressed according to the A.C.E. Student Convention dress standards.
- All entries must be done in realistic style—no abstract or cartoon styles. No collages, pop art, or graphic design.
- No artwork should attempt to portray the face of Christ.
- Colour-by-number paintings will not be accepted.



- Only one piece of artwork may be entered.
- Entries will be submitted online first, but originals must be brought to ESC for final judging.
- Submit online:
  - a. Comments Form (J04).
  - b. Photo/scan of entry (see details on next page)

- Submit at ESC:
  - a. Original artwork framed and ready for hanging
  - b. Artwork must be clearly marked on the back with the student's name, school/family name, and account number.

### Guidelines for submitting your art online

#### *Photograph or Scan your Artwork:*

##### Photograph

When you have created your art piece, please take a high-quality photograph of it. We will be judging your work from this photograph. Make sure the photograph is clear and high resolution, so that we can zoom in for the details!

##### Scan

Another option is to take a high-quality scan of your artwork. Please make sure that the scanner used is appropriate for taking scans of art. If the scanner does not have the appropriate settings, it will alter the colour and not pick up the quality of your work (sometimes scans don't pick up light colours like sky blue and pink). Keep this in mind if you want to scan your work.

Scanning would probably work best for monochromatic artwork categories such as Pen and Ink. However, you still need to check the scan against the original work to make sure there is no loss of quality.

Note: Please try and capture the integrity of the artwork by photograph or scanning; you will lose marks for heavy post-editing of the photo or scan.

##### *Framing*

Please also include a photograph of your artwork in a proper frame. Take a photo of the back of the frame as well as the front.

Note: You do not have to frame artwork created on a box canvas. However, we will be looking for evidence of appropriate hanging devices on canvasses.



# MUSIC

Choose one from of the following events:

- Vocal Solo
- Vocal Group
- Instrumental Solo


## Vocal Guidelines

- Students can enter one of the following:
  - \* Vocal Solo
  - \* Vocal Group (2 - 4 singers)
- Time limit: 3 - 4 mins
- Song selections are to be Christian rather than secular. See the ESC Music Guidelines for more details on what is acceptable.
- Contestants may sing a cappella; be accompanied by an adult or student (of convention age) playing a piano; or use an accompaniment recording (piano only).
- All entries must be memorised.
- For group entries, the melody and at least one harmony should be sung.
- There should be a preselected spokesperson for each group who will introduce the group, the school/family represented, and the title of the song to be performed. Individuals should introduce themselves. (This is not counted against performance time.)
- Submit at ESC:
  - a. Comment Form with name and school filled in x 3
  - b. Sheet music including lyrics and showing arrangement as performed x 3

## Instrumental Guidelines

- Students can enter an instrumental piece played on the instrument of their choice (piano, string, brass, woodwind or miscellaneous).
- Time limit: 3 - 4 mins
- Song selections are to be Christian rather than secular. Classical instrumental music is allowed as long as it is non-offensive to Christian values. See the *Senior Event Guidelines* for more details on what is acceptable.
- All entries must be memorised.
- One piano will be provided. All other instruments are to be provided by the student. No electrical instruments or amplification may be used.
- Submit at ESC:
  - a. Comment Form with name and school filled in x 3
  - b. Sheet music showing arrangement as performed x 3

*Read the Senior Convention Event  
Guidelines for Music for additional tips  
when preparing your music entries.*



# PLATFORM

## Choose one from the following events:

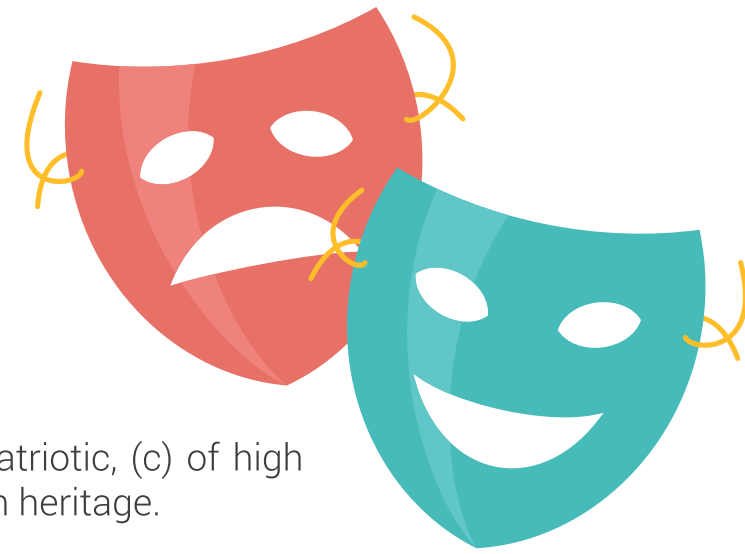
- Expressive Reading
- Poetry Recitation
- Group Drama (Group Bible Speaking or Drama Skit)

## Expressive Reading Guidelines

- An expressive reading is a memorised interpretation by a contestant of a reading which consists of a dialogue between two or more people or a reading in the first person. The reading must have a moral and/or Scriptural value, or must highlight Christian heritage or patriotism. (Poetry or stories with a plot, climax, and ending cannot be included.)
- Time limit: 3 - 4 mins
- The script may be self-written, an excerpt from the Bible, or an excerpt from a book.
- Create an atmosphere by using tone of voice, inflections, pauses, gestures, and movement (utilize space available).
- All entries must be memorised.
- No costumes, props, sets, or singing allowed.
- Submit at ESC:
  - a. Comment Form with name and school filled in x 3
  - b. Script x 3

## Poetry Recitation Guidelines

- The contestant chooses a poem to recite by memory, using all the skills of a good dramatic presentation.
- Poem length: 20 lines or more (not longer than 4 minutes)
- The poem may be: (a) Biblical, (b) patriotic, (c) of high moral content, (d) about our Christian heritage.
- All entries must be memorised.
- No costumes, props, or singing allowed.
- Hint: Contestants should avoid choppy presentations. Deliver complete thoughts, not necessarily "line."
- Submit at ESC:
  - a. Comment Form with name and school filled in x 3
  - b. Poem x 3



*Read the Senior Convention Event  
Guidelines for Platform  
for additional tips when preparing  
your platform entries.*



## Drama Group Guidelines

- Contestants may present a Drama Skit or a Group Bible Speaking.
- Entries must meet ALL A.C.E. standards as far as dress codes and suitable subject matter are concerned.
- Submit at ESC:
  - a. Comment Form with name and school filled in x 3
  - b. Script/Scripture x 3

### For the drama skit:

- The play must consist of only one scene.
- Time limit: 3 - 5 minutes
- Groups may consist of 2 - 5 students. Parents/ staff may not participate in any way.
- The play should depict or illustrate: (a) soulwinning, (b) Scriptural truths, (c) our Christian heritage, (d) defense of the Christian faith.
- The play may NOT be: (a) musical, (b) Reader's Theater, (c) choral speaking.
- Players may be used to portray more than one character.
- Only hand props may be used (i.e. no backdrops or large props). Costumes are optional; if used, they must meet A.C.E. dress codes.
- NO firearms may be used. Discharge of blanks, caps, or any explosive is NOT permitted in play production.
  - No recorded speaking or singing will be permitted in play production.
  - Recorded sound effects WILL be accepted (background music, storms, animals, guns, etc.), but the technician must be one of the 5 students participating.
  - Scripts are to be memorised.

### For Group Bible Speaking:

- Group Bible speaking is an interpretation of a Scripture passage by a spoken choral group
- Length: 16 - 24 verses of your choice
- Time limit: 3 - 5 minutes
- Groups must have at least 3 students. There is no maximum group size.
- The group will create an atmosphere by using tone of voice, inflections, pause, gesture and movement (utilizing the space available).
- No costumes, props, or singing allowed.
- The passage must be memorized.
- The majority of the passage is spoken chorally, but lines may be spoken by a section of the group or by solo voices.
- Sound effects created on stage by the contestants may be added.

*You may want to consider the theme when selecting the content of your entries. You will not gain additional points for this, but it may help you focus and narrow down the choices.*



# SPORT

Choose one from of the following events:

- 100m sprint
- 800m run



## Athletics Guidelines

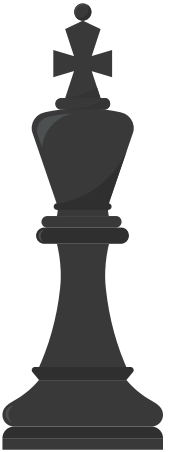
- Students will compete in the 9 - 12 age group.
- Winners will be determined based on the fastest times in the heats. Finals will only be run if time allows.
- Appropriate athletic clothing must be worn. (See the ESC Dress Code for details.)
- Contestants must compete with shoes on both feet.
- It is the responsibility of the contestants to be present when their event is run. Students will be disqualified if events are missed.

*I can do all things  
through Christ who strengthens me.  
(Philippians 4:13)*

# JOIN SENIOR EVENTS

Students may participate in the following Senior Events:

- Golden Lamp
- Chess **or** Draughts
- Group Bible Speaking
- Vocal Ensemble



## Guidelines

- Students will compete against Senior students in these events.
- Group Bible Speaking groups and Vocal Ensembles can be made up of junior and senior students from the same school/TEACH.
- It is the responsibility of the contestants to be present when their event is run. Students will be disqualified if events are missed.

## GENERAL GUIDANCE



All entries to be presented in the English language. We apologise that we are not able to grant any exceptions.



All Bible quotes must be from the King James Version or New King James Version.



# TAKE NOTE

## Other Documents

These guidelines should be read in conjunction with:

- *What You Need to Know* Booklet
- Senior Event Guidelines (for some events)

## Website

Visit the ESC website for details to stay up to date with developments:  
[www.christian.education/esc](http://www.christian.education/esc)

## Contact the Office

Should you have any queries or need any assistance, don't hesitate to contact the ESC Office on [events@christian.education](mailto:events@christian.education).